



User Manual

Cancelation of Seafarer's license

V 1.0

2025

1. Open MOEI website: <https://www.moei.gov.ae>

From the home page, go to Services Directory, choose the category “Maritime Transportation”. Then select the Sub category “Cancellation of Seafarer's license

2. ”, then choose the service you need.

- you can view the service Info or start the service immediately by clicking on Start Button

The image shows the top section of the MOEI website. At the top left is the United Arab Emirates Ministry of Energy & Infrastructure logo. To its right is a search bar with the placeholder text "Search in website". Below the logo and search bar is a navigation menu with the following items: Home, Services, Media Center, Knowledge Center, Digital Participation, Open Data, About Ministry, and Ask MOEI. To the right of the menu are icons for user profile, social media, and a globe. Below the navigation menu is a large banner with the text "Our services are at your fingertips 24/7". The banner features two smartphones displaying the MOEI mobile app interface. To the right of the smartphones are buttons for "Download App Now" on the App Store and Google Play, along with two QR codes. In the top right corner of the banner, there is a small icon with Arabic text "خدمة عملاء" (Customer Service).

Most used services All Services My Favourites Zayed Housing Program Land Transport **Maritime Transport** Infrastructure Geological Inquiry Petroleum Products Trading

Search by a service keyword

Apply for Seafarer's Discharge Book (SDB)

This service allows customers to issue a seaman book / discharge book for seafarers working on...

Start Service →

Apply for Seafarer's Discharge Book (SDB) Renewal

This service allows customers to renew the seaman book / discharge book for seafarers working on...

Start Service →

Apply for Tanker Endorsement

This service allows endorsing the COC or the Flag endorsement with approval of the training to work on...

Start Service →

Cancelation of Seafarer's license

This service allows customers to cancel the seafarers license to work on board ships.

Start Service →

Cancellation of the navigation license for commercial ship

This service allows the customers to cancel the navigation license for foreign commercial ship

Start Service →

Certificate of Receiving Application

This service allows the company to obtain CRA for the seafarer allowing him to continue working on UAE...

Start Service →

Deleting mortgage pleasure boat

This service allows customers to issue a certificate of lifting of a mortgage registration on a national...

Start Service →

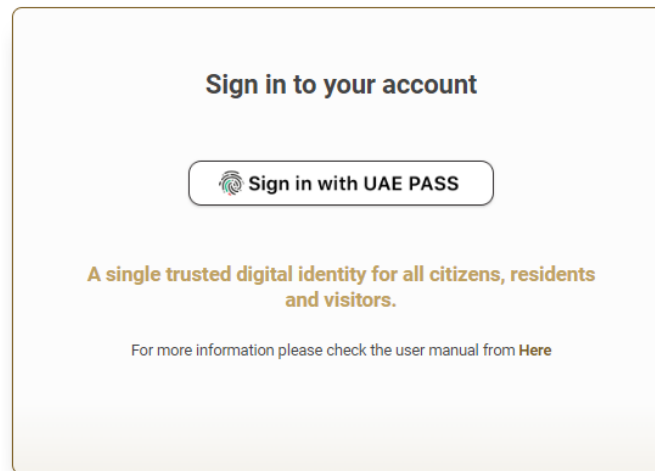
Extend the navigation License for commercial ship

This service allows the customers (companies) to extend the navigation license for foreign commercial ship.

Start Service →

< Previous 1 2 **3** 4 ... 7 8 9 Next >

3. Then it will redirect you to the Login page, you can login using UAE PASS.



4. Search for licence No.

Cancellation of Seafarer's License

License No *

 Search

5. Fill the application Information.

Cancellation of Seafarer's License


 Service User Guide (pdf 1.17 MB)

Seafarer Information


Registration Centre *

Abu Dhabi Centre

Book No		Name of Candidate in English	MARK VINCENT EVANGELSTA
Name of Candidate in Arabic	مارك فينسانت	Nationality	348
Gender	M	Date of Birth	07/10/1985
Profession	45	Passport No	EB 0181228
Passport Issue Date	04/05/2010	Passport Issue Place	القليين
Passport Expiry Date	03/05/2015	Mobile No	97150000000
Emirates ID No.		Emirates ID Expiry Date	18/04/2013
Address	راس الخيمة	Email	JKA@EMI.AE
Book Issue Date		Book Expiry Date	
Regulation No			
Employer Name	وكالة ج. ك. أ. للملاحة البحرية	Employer Address	راس الخيمة
Employer Phone		Employer Nationality	2

100%

Form Completion

 Save and Continue Later

 Next

 Back

Cancellation of Seafarer's License

Service User Guide (pdf 1.17 MB)

Upload Attachments

TEST.jpg 33.3 KB ✔ Success

Select or drag and drop files here

(jpg, jpeg, png) extensions are allowed with maximum 1 file(s) and up to 2 MB of size.

The application form stamped by the company or electronic application *

Select or drag and drop files here

(jpg, jpeg, png, bmp, gif, pdf) extensions are allowed with maximum 4 file(s) and up to 4 MB of size.

Capture_100per.PNG 146 KB ✔ Success

100%
Form Completion

Save and Continue Later

Previous

Next

Back

6. Submit the request by click on “Submit“.

Cancellation of Seafarer's License

Service User Guide (pdf 1.17 MB)

Submit and Finish

Comments

Please Add Comments

I, the applicant, hereby declare that all the information and documents provided for this transaction are correct; and if they are proven incorrect or there is any tampering or forgery in them, the Ministry has the right to take the necessary legal measures regarding this *

100%
Form Completion

Save and Continue Later

Previous

Submit

Back

7. Fill the satisfaction survey about the eService, when the following pop-up shows up:

The image shows a screenshot of a 'Customer Pulse Survey' pop-up window. At the top left is the United Arab Emirates coat of arms. At the top right is the 'Customer Pulse' logo with Arabic text 'نبض المتعامل' and 'CUSTOMER PULSE', along with a language selector set to 'English'. The survey question is 'Overall, how satisfied are you about the service?'. Below the question is a horizontal row of seven stars. The first star is highlighted, indicating a rating of 1. Below the stars, 'Extremely Dissatisfied' is on the left and 'Extremely Satisfied' is on the right. A 'Next' button is centered below the stars. The 'Customer Pulse' logo is also at the bottom center of the pop-up.



Customer Pulse Survey

Based on your experience in getting the service.
To what extent do you agree on the following statements?

	Extremely Disagree	Disagree	Somewhat Disagree	Neutral	Somewhat Agree	Agree	Extremely Agree
Ease of using UAE Pass	☆	☆	☆	☆	☆	☆	☆
Service information was clear and accurate	☆	☆	☆	☆	☆	☆	☆
I was able to access the service through the website easily	☆	☆	☆	☆	☆	☆	☆
The service application procedures were easy	☆	☆	☆	☆	☆	☆	☆
Payment options were easy and error-free	☆	☆	☆	☆	☆	☆	☆
I was able to track my service status and get updates	☆	☆	☆	☆	☆	☆	☆
The time to complete the service was as per my expectations	☆	☆	☆	☆	☆	☆	☆
There were no obstacles or technical issues while using the website	☆	☆	☆	☆	☆	☆	☆
Availability of Online Support	☆	☆	☆	☆	☆	☆	☆
I was proactively notified or reminded to apply for the service	☆	☆	☆	☆	☆	☆	☆
My documents & Information were available and there was no need to upload them again	☆	☆	☆	☆	☆	☆	☆

Previous Next



Customer Pulse Survey

Is there anything else you would like to share with us?

Please select

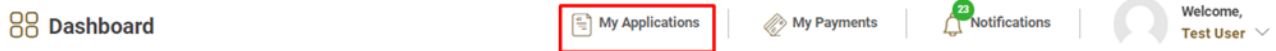
2000 characters left

Kindly provide your mobile number for follow up

Previous Submit

8. After the application is approved by the ministry, you will receive the Certificate automatically via email. However, you can also view and download the certificate from the end user dashboard through Request Status boxes Or My Application:

a. Click on the My Application as shown in the image below



b. for searching/filtering the requests based on Reference Number/Request Date/Service Name/Request Status:

 **My Applications**

Services by Category

Maritime Transport Services ▼

Service

Please Select ▼

My Company

Please Select ▼

Company PRO

Please Select ▼

Application Status

Please Select ▼

Keyword (Reference Number)

Use Date Range

Search **Reset Filters**